



carolina
an OFS company

July 2021 Update

Effective July 5, 2021, OFS and Carolina will implement a price increase as outlined below. For the most accurate pricing (options, grades, etc.) please reference your eTools (CET Designer, ProjectMatrix, 2020, etc).

4.5% increase on the OFS portfolio with exceptions below

- 2% increase on Agile, Applause, Genus, Impulse, Intermix, Kasura, Pulse, Range, Rein, Staks

4.5% increase on the Carolina portfolio with exceptions below

- 2% increase on Knack, Logique, Mile Marker, Rein+, Reservoir, Theatre, X & O tables
- No increase on Stray physician's stool

SILVR ION METAL LOUNGE STANDARD FEATURES

- Clean-thru design
- Upholstered seat and back
- Tight cushion
- Warm Grey (with silver ion antimicrobial) powder coat on all exposed metal is standard
- European beech arm caps
- Non-marring adjustable glides
- Single textile application

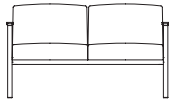
CHAIR



outside			seat			seat to top of back	arm height	weight lbs.	cubic feet
w	d	h	sw	sd	sh				
29	28	31	25	21	18	13	25	75	22

model	yds com (54")	sq ft col	1	com 2	col 3	4	5	6	7	8	9	10	11	12	13	14	15	L1	L2	L3
470-1	2.25	n/a	1918	1,955	1,997	2,050	2,124	2,230	2,336	2,442	2,548	2,653	2,759	2,865	2,971	3,077	3,182	2,385	2,491	2,596

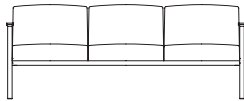
LOVESEAT



outside			seat			seat to top of back	arm height	weight lbs.	cubic feet
w	d	h	sw	sd	sh				
53.5	28	31	49	21	18	13	25	90	44

model	yds com (54")	sq ft col	1	com 2	col 3	4	5	6	7	8	9	10	11	12	13	14	15	L1	L2	L3
470-2	3.75	n/a	3234	3,296	3,366	3,454	3,578	3,754	3,931	4,107	4,283	4,460	4,636	4,812	4,989	5,165	5,341	3,993	4,171	4,345

SOFA



outside			seat			seat to top of back	arm height	weight lbs.	cubic feet
w	d	h	sw	sd	sh				
79	28	31	74	21	18	13	25	120	66

model	yds com (54")	sq ft col	1	com 2	col 3	4	5	6	7	8	9	10	11	12	13	14	15	L1	L2	L3
470-3	5.5	n/a	4360	4,451	4,554	4,683	4,864	5,123	5,382	5,640	5,899	6,157	6,416	6,675	6,933	7,192	7,451	5,460	5,721	5,977

OPTIONS

Arm Cap Finish	Frame Finish	Fabric/Grade
Selection Required	Standard HIF Warm Grey (with Silver Ion Antimicrobial)	Selection Required
Wood MMC DST MGW OSL QEC EBY MBM PCO MLC MVW MHM MGO BUW MNW MRO Poly DIN Black DIM Taupe DIP Grey	BWT Bone White POLR Polar MSL Luster Grey HIP Oiled Bronze BKO Onyx	Grade, Vendor, Pattern, Color

HOW TO ORDER

SPECIFY: Arm cap finish | frame finish | fabric/grade.

See pages 7-16 for information and options on moisture barrier, CAL133, upholstery applications, a complete offering of finishes and ordering details.

MODEL NUMBER

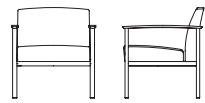
470-1

Arm Cap Finish	Frame Finish	Fabric/Grade
DIN	HIF	Grade 7, Maharam, Apt, Sketch

SILVR ION METAL LOUNGE STANDARD FEATURES

- Clean-thru design
- Upholstered seat and back
- Tight cushion
- Warm Grey (with silver ion antimicrobial) powder coat on all exposed metal is standard
- European beech arm caps
- Non-marring adjustable glides
- Multiple textile application

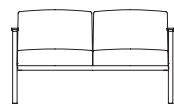
CHAIR - MULTIPLE TEXTILES



w	outside d	h	sw	seat sd	sh	seat to top of back	arm height	weight lbs.	cubic feet
29	28	31	25	21	18	13	25	75	22

model	yds com (54")	sq ft col	1	com 2	col 3	4	5	6	7	8	9	10	11	12	13	14	15	L1	L2	L3
Seat																				
470-1-MT	1.25	n/a	883	904	927	956	998	1,056	1,115	1,174	1,233	1,292	1,350	1,409	1,468	1,527	1,585	1,155	1,214	1,272
Back																				
	1.5	n/a	1059	1,084	1,112	1,147	1,197	1,267	1,338	1,408	1,479	1,549	1,620	1,690	1,761	1,831	1,902	1,379	1,451	1,520

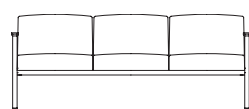
LOVESEAT - MULTIPLE TEXTILES



w	outside d	h	sw	seat sd	sh	seat to top of back	arm height	weight lbs.	cubic feet
53.5	28	31	49	21	18	13	25	90	44

model	yds com (54")	sq ft col	1	com 2	col 3	4	5	6	7	8	9	10	11	12	13	14	15	L1	L2	L3
Seat																				
470-2-MT	1.75	n/a	1420	1,449	1,482	1,523	1,580	1,663	1,745	1,827	1,910	1,992	2,074	2,157	2,239	2,321	2,403	1,789	1,872	1,954
Back																				
	2.25	n/a	1825	1,862	1,904	1,957	2,031	2,137	2,243	2,349	2,455	2,560	2,666	2,772	2,878	2,984	3,089	2,292	2,398	2,503

SOFA - MULTIPLE TEXTILES



w	outside d	h	sw	seat sd	sh	seat to top of back	arm height	weight lbs.	cubic feet
79	28	31	74	21	18	13	25	120	66

model	yds com (54")	sq ft col	1	com 2	col 3	4	5	6	7	8	9	10	11	12	13	14	15	L1	L2	L3
Seat																				
470-3-MT	2.5	n/a	1826	1,867	1,914	1,973	2,055	2,173	2,290	2,408	2,525	2,643	2,761	2,878	2,996	3,113	3,231	2,341	2,460	2,576
Back																				
	3.5	n/a																		

OPTIONS

Arm Cap Finish	Frame Finish	Seat Fabric/Grade	Back Fabric/Grade
Selection Required	Standard HIF Warm Grey (with Silver Ion Antimicrobial)	Selection Required	Selection Required
Wood MMC DST MGW OSL QEC EBY MBM PCO MLC MVW MHM MGO BUW MNW MRO Poly D1N Black D1M Taupe D1P Grey	BWT Bone White POLR Polar MSL Luster Grey HIP Oiled Bronze BKO Onyx	Grade, Vendor, Pattern, Color	Grade, Vendor, Pattern, Color

HOW TO ORDER

SPECIFY: Arm cap finish | frame finish | seat fabric/grade | back fabric/grade.

See pages 7-16 for information and options on moisture barrier, CAL133, upholstery applications, a complete offering of finishes and ordering details.

MODEL NUMBER

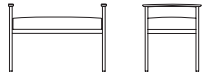
470-1-MT

Arm Cap Finish	Frame Finish	Seat Fabric/Grade	Back Fabric/Grade
D1N	HIF	Grade 7, Maharam, Apt, Sketch	Grade 7, Maharam, Apt, Glacier

SILVR ION METAL BENCH STANDARD FEATURES

- Upholstered solid seat
- Tight cushion
- Warm Grey (with silver ion antimicrobial) powder coat on all exposed metal is standard
- European beech arm caps
- Non-marring adjustable glides

36" BENCH, SOLID SEAT



w	outside d	h	sw	seat sd	sh	seat to top of back	arm height	weight lbs.	cubic feet
36.5	21.75	25	32.5	20	19	n/a	25	40	23

model	yds com (54")	sq ft col	1	com 2	col 3	4	5	6	7	8	9	10	11	12	13	14	15	L1	L2	L3
1470-36SS	1.5	n/a	1460	1,485	1,513	1,548	1,598	1,668	1,739	1,809	1,880	1,950	2,021	2,091	2,162	2,232	2,303	1,780	1,852	1,921

48" BENCH, SOLID SEAT



w	outside d	h	sw	seat sd	sh	seat to top of back	arm height	weight lbs.	cubic feet
48.5	21.75	25	44	20	19	n/a	25	65	31

model	yds com (54")	sq ft col	1	com 2	col 3	4	5	6	7	8	9	10	11	12	13	14	15	L1	L2	L3
1470-48SS	1.5	n/a	1709	1,734	1,762	1,797	1,847	1,917	1,988	2,058	2,129	2,199	2,270	2,340	2,411	2,481	2,552	2,029	2,101	2,170

70" BENCH, SOLID SEAT



w	outside d	h	sw	seat sd	sh	seat to top of back	arm height	weight lbs.	cubic feet
70.75	21.75	25	66.5	20	19	n/a	25	90	44

model	yds com (54")	sq ft col	1	com 2	col 3	4	5	6	7	8	9	10	11	12	13	14	15	L1	L2	L3
1470-70SS	2.5	n/a	2414	2,455	2,502	2,561	2,643	2,761	2,878	2,996	3,113	3,231	3,349	3,466	3,584	3,701	3,819	2,929	3,048	3,164

OPTIONS

Arm Cap Finish	Frame Finish	Fabric/Grade
Selection Required	Standard HIF Warm Grey (with Silver Ion Antimicrobial)	Selection Required
Wood MMC DST MGW OSL QEC EBY MBM PCO MLC MVW MHM MGO BUW MNW MRO Poly DIN Black DIM Taupe DIP Grey	BWT Bone White POLR Polar MSL Luster Grey HIP Oiled Bronze BKO Onyx	Grade, Vendor, Pattern, Color

HOW TO ORDER

SPECIFY: Arm cap finish | frame finish | fabric/grade.

See **pages 7-16** for information and options on moisture barrier, CAL133, upholstery applications, a complete offering of finishes and ordering details.

MODEL NUMBER

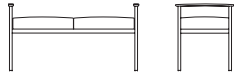
1470-36SS

Arm Cap Finish	Frame Finish	Fabric/Grade
DIN	HIF	Grade 7, Maharam, Apt, Sketch

SILVR ION METAL BENCH STANDARD FEATURES

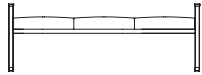
- Upholstered divided seat
- Tight cushion
- Warm Grey (with silver ion antimicrobial) powder coat on all exposed metal is standard
- European beech arm caps
- Non-marring adjustable glides

48" BENCH, DIVIDED SEAT



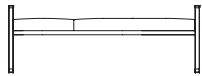
model	yds com (54")	sq ft col	1	outside			seat			seat to top of back					arm height	weight lbs.	cubic feet		
				w	d	h	sw	sd	sh										
1470-48IS	1.5	n/a	1818	48.5	21.75	25	44	20	19	n/a					25	65	31		

70" BENCH, EVEN DIVIDED SEAT



model	yds com (54")	sq ft col	1	outside			seat			seat to top of back					arm height	weight lbs.	cubic feet		
				w	d	h	sw	sd	sh										
1470-70IS	2.25	n/a	2661	70.75	21.75	25	66.5	20	19	n/a					25	90	44		

70" BENCH, UNEVEN DIVIDED SEAT



model	yds com (54")	sq ft col	1	outside			seat			seat to top of back					arm height	weight lbs.	cubic feet		
				w	d	h	sw	sd	sh										
1470-70C2	2.25	n/a	2663	70.75	21.75	25	66.5	20	19	n/a					25	90	44		

OPTIONS

Arm Cap Finish	Frame Finish	Fabric/Grade
Selection Required	Standard HIF Warm Grey (with Silver Ion Antimicrobial)	Selection Required
Wood MMC DST MGW OSL QEC EBY MBM PCO MLC MVW MHM MGO BUW MNW MRO Poly DIN Black DIM Taupe DIP Grey	BWT Bone White POLR Polar MSL Luster Grey HIP Oiled Bronze BKO Onyx	Grade, Vendor, Pattern, Color

HOW TO ORDER

SPECIFY: Arm cap finish | frame finish | fabric/grade.

See pages 7-16 for information and options on moisture barrier, CAL133, upholstery applications, a complete offering of finishes and ordering details.

MODEL NUMBER

1470-36SS

Arm Cap Finish	Frame Finish	Fabric/Grade
DIN	HIF	Grade 7, Maharam, Apt, Sketch